


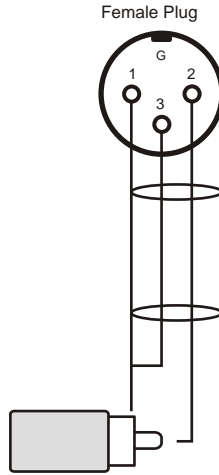
RCA Phone out (unbalanced) - XLR in

- Tip - Pin 2 (Signal)
- Ring - Pin 3 (Shield)
- Ring - Pin 1 (Shield)



XLR output - RCA Phone input


- Pin 2 - Tip (Signal)
- Pin 3 - Ring (Shield)
- Pin 1 - Ring (Shield)



(unbalanced)

XLR output - RCA Phono input (unbal.) for P2 / DBMAX / D22 / 2290 / 1140 / 2240

- Pin 2 - Tip (Signal)
- Pin 3 - No Connection
- Pin 1 - Ring (Shield)



XLR Plugs seen from solder side